School District Taxes

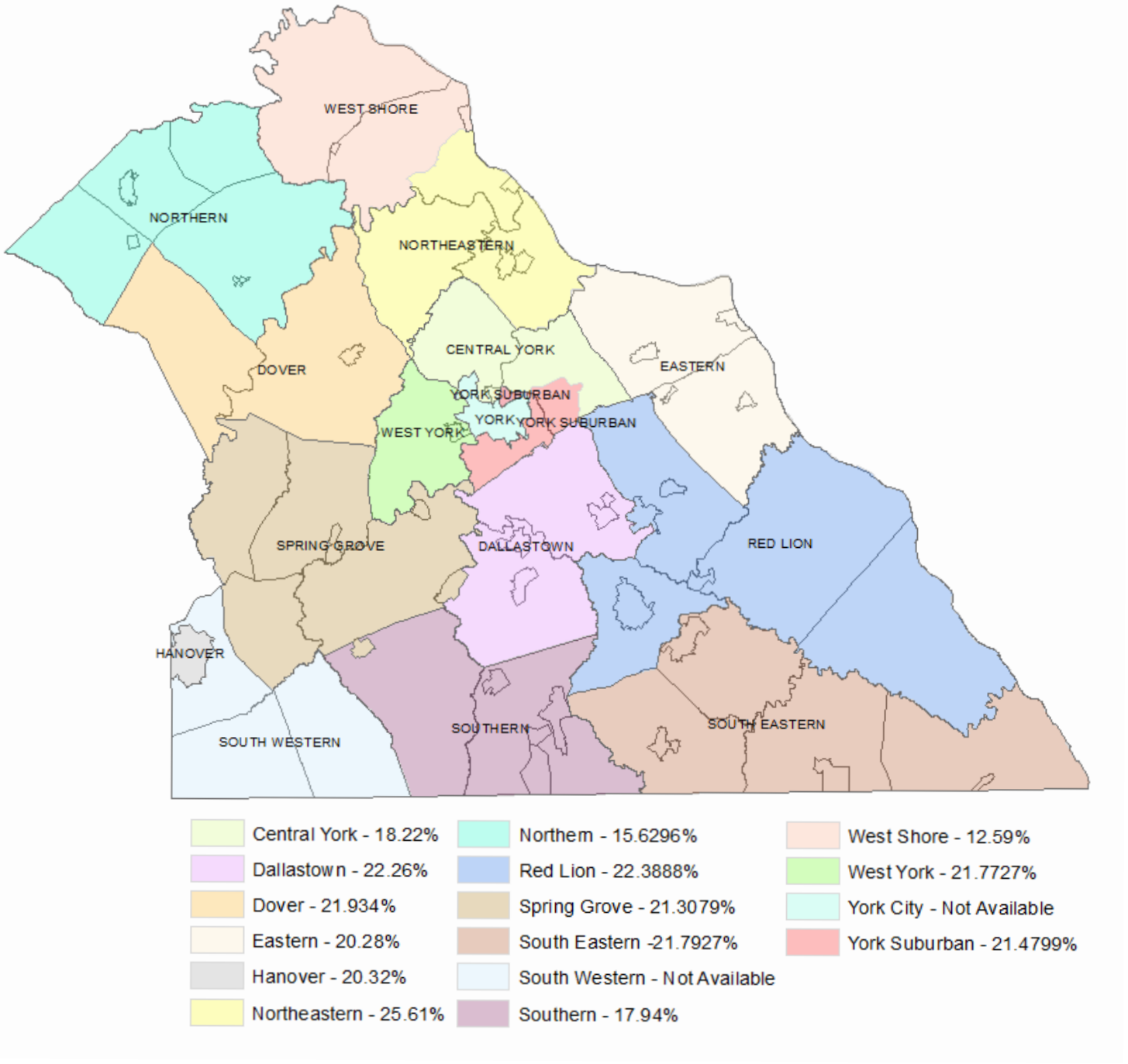



Education

School System	Location	Elementary	Middle	High	Total Enrollment
Public School Enrollment in York County					
Central York	York	2,638	1,462	1,712	5,812
Crispus Attucks	York	--	--	98	98
Dallastown Area	Dallastown	2,711	1,488	1,806	6,005
Dover Area	Dover	1,738	897	1,009	3,644
Eastern York	Wrightsville	1,228	609	704	2,541
Hanover Public	Hanover	921	384	505	1,810
Helen Thackston Charter School	York	27	263	200	490
Lincoln Charter School	York	731	--	--	731
New Hope Academy	York	41	366	410	817
Northern York	Dillsburg	1,423	716	1,001	3,140
Northeastern	Manchester	1,805	913	1,013	3,731
Red Lion Area	Red Lion	2,440	1,340	1,602	5,382
South Eastern	Fawn Grove	1,275	672	844	2,791
South Western	Hanover	1,924	974	1,210	4,108
Southern York County	Glen Rock	1,409	740	946	3,095
Spring Grove Area	Spring Grove	1,763	933	1,102	3,798
West Shore	Lewisberry	3,602	1,822	2,403	7,827
West York Area	York	1,336	708	911	2,955
York Academy Charter School	York	371	--	--	371
York City	York	3,187	1,069	875	5,131
York County School of Technology	York	--	--	1,641	1,641
York Suburban	York	1,264	702	888	2,854
York County Total		**31,834**	**16,058**	**20,880**	**68,772**

Source: Pennsylvania Department of Education - 2013 - 2014

PSSA Scores



8th Grade	Math				Reading			
School District	Advanced %	Proficient %	Basic %	Below Basic %	Advanced %	Proficient %	Basic %	Below Basic %
Central York	71.7	19.2	7.5	1.6	70.1	19.8	6.8	3.4
Dallastown Area	55.3	32.1	8.6	4.1	69.5	20.0	8.6	1.9
Dover Area	37.7	29.9	14.9	17.5	40.1	29.2	20.2	10.5
Eastern York	61.6	20.5	12.1	5.8	67.2	19.8	7.3	5.7
Hanover Public	28.2	29.1	29.1	13.6	53.6	26.4	10.9	9.1
Northern York County	65.8	21.6	7.8	4.8	60.5	22.5	11.1	5.9
Northeastern	58.6	25.8	10.7	4.9	61.6	24.1	9.4	4.9
Red Lion Area	61.6	24.9	9.2	4.3	50.2	28.2	14.1	7.4
South Eastern	46.8	28.3	13.3	11.6	58.4	27.5	9.0	5.2
South Western	67.5	20.3	9.3	2.9	59.8	26.0	9.0	5.1
Southern York County	74.0	20.3	4.4	1.3	74.6	19.6	3.6	2.2
Spring Grove	58.7	25.7	11.5	4.1	58.2	27.2	9.7	4.9
West Shore	47.3	30.7	12.1	10.0	58.3	23.8	11.1	6.9
West York Area	59.1	23.3	9.7	7.8	53.9	26.0	11.4	8.7
York City	20.4	27.8	17.8	34.1	20.0	23.7	23.7	32.6
York Suburban	66.5	19.6	9.6	4.3	73.5	19.6	3.5	3.5

Source: A comparison of reading and math scores in public schools in York County for the 2011-2012 school year. For complete statewide scores and more information visit the Pennsylvania Department of Education webiste.



Education

School	Total Graduates	2 or 4 Year College / University	Specialized Associates Degree	Non-Degree Post Secondary	Total Post Secondary Bound
Public School Enrollment in York County					
Central York	448	344	16	12	83.04%
Dallastown Area	417	318	5	12	80.34%
Dover Area	240	142	16	9	69.58%
Eastern York	167	99	8	10	70.06%
Hanover Public	106	61	7	2	66.04%
Northern York County	243	160	4	9	71.19%
Northeastern	223	153	17	13	72.38%
Red Lion Area	393	237	30	17	72.26%
South Eastern	210	134	13	5	72.38%
South Western	293	195	11	14	75.09%
Southern York County	259	189	6	8	78.38%
Spring Grove	268	171	17	4	71.64%
West Shore	267	193	4	3	74.91%
West York Area	233	153	13	11	75.97%
York City	137	133	0	0	97.08%
York Suburban	213	174	0	2	82.3%
York County Total	**4,117**	**2,856**	**167**	**131**	**72.43%**

Source: Pennsylvania Department of Education - 2013-2014

School Year	York County Enrollment	Drop-Out Rate
2007-2008	32,550	1.8%
2008-2009	32,728	1.7%
2009-2010	32,272	1.4%
2010-2011	32,274	1.5%
2011-2012	31,845	1.5%
2012-2013	31,514	1.3%
2013-2014	31,661	.99%

Source: Pennsylvania Department of Education

School Districts



			Number of Schools		
School District	Address	Website	Elementary	Middle	High
Central York	775 Marion Road, York	www.cysd.k12.pa.us	5	1	1
Dallastown Area	700 New School Lane, Dallastown	www.dallastown.net/	5	2	1
Dover Area	2 School Lane, Dover	www.doversd.org	5	1	1
Eastern York	120 South Third Street, Wrightsville	www.easternyork.com	3	1	1
Hanover Public	403 Moul Avenue, Hanover	www.hpsd.k12.pa.us	3	1	1
Northern York County	149 South Baltimore Street, Dillsburg	www.northernpolarbears.com	4	1	1
Northeastern	41 Harding Street, Manchester	www.nesd.k12.pa.us	4	3	1
Red Lion Area	696 Delta Road, Red Lion	red1.pa.schoolwebpages.com	7	1	1
South Eastern	377 Main Street, Fawn Grove	www.sesdweb.net/sesd	3	2	1
South Western	225 Bowman Road, Hanover	www.swsd.k12.pa.us	4	1	1
Southern York County	3280 Fissels Church Road, Glen Rock	www.syc.k12.pa.us	3	1	1
Spring Grove	100 East College Avenue, Spring Grove	www.sgasd.org	3	2	1
West Shore	507 Fishing Creek Road, New Cumberland	www.wssd.k12.pa.us	8	4	2
West York Area	2605 West Market Street, York	www.wyasd.k12.pa.us	4	1	1
York City	31 North Pershing Avenue, York	www.ycs.k12.pa.us	7	2	2
York Suburban	1800 Hollywood Drive, York	www.yshs.k12.pa.us	4	1	1

Public Schools

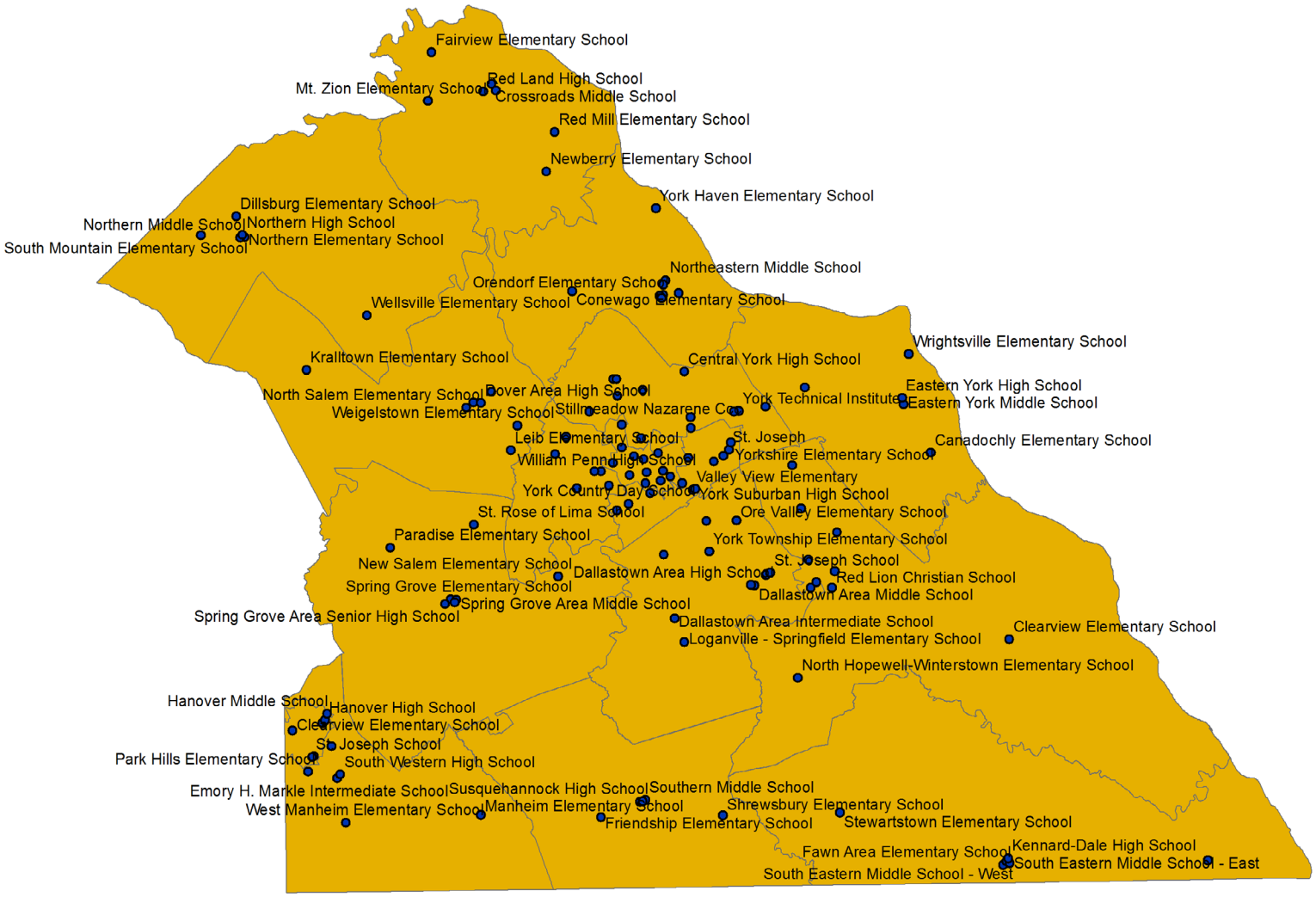

Home Education/Charter Schools

School District	Total of Home Education Students
Central York	86
Dallastown Area	116
Dover Area	118
Eastern York	92
Hanover Public	32
Northern York County	125
Northeastern	83
Red Lion Area	188
South Eastern	103
South Western	68
Southern York County	87
Spring Grove	151
West Shore	170
West York Area	62
York City	37
York Suburban	36
York County Total	**1,554**

Source: Pennsylvania Department of Education 2009-2010 (most recent data available)

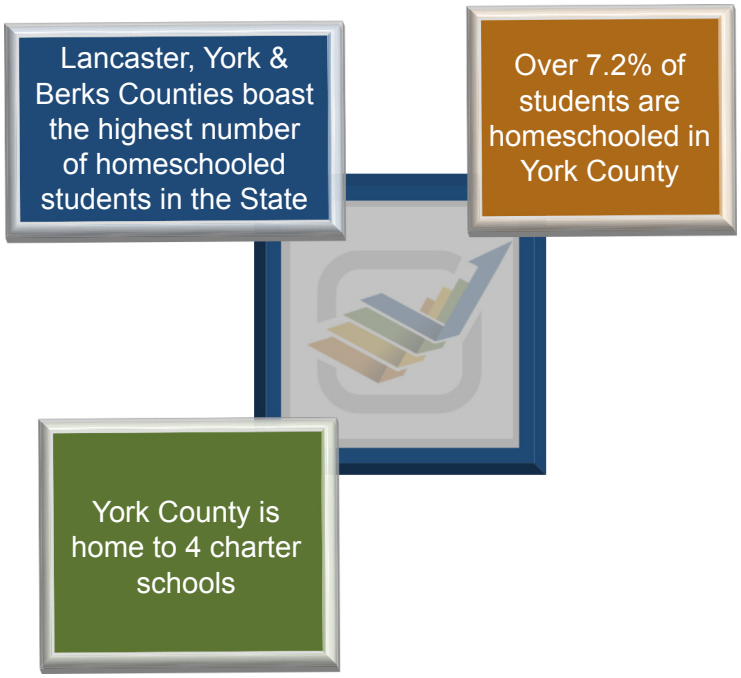

Charter Schools in York County
Crispus Attucks Youth Build Charter School
Helen Thackston Charter School
Lincoln Charter School
York Academy Regional Charter School



Colleges & Universities

Pennsylvania Colleges & Universities Within a 50 Mile Radius of York County				
Name	Website	City	Enrollment 2010-2011	Degrees 2009-2010
4 Year Colleges and Universities				
Central Pennsylvania College	www.centralpenn.edu	Summerdale	1,495	303
Dickinson College	www.dickinson.edu	Carlisle	2,414	543
Elizabethtown College	www.etown.edu	Elizabethtown	2,417	613
Franklin & Marshall College	www.fandm.edu	Lancaster	2,335	467
Gettysburg College	www.gettysburg.edu	Gettysburg	2,485	623
Harrisburg University of Science and Technology	www.harrisburgu.net	Harrisburg	373	33
Lancaster Bible College	www.lbc.edu	Lancaster	1,112	233
Lancaster Theological Seminary	www.lts.org/lancaster-seminary	Lancaster	145	31
Lutheran Theological Seminary	www.ltsg.edu	Gettysburg	168	36
Messiah College	www.messiah.edu	Grantham	2,932	636
Millersville University	www.millersville.edu	Millersville	8,729	1,719
Penn State Dickinson School of Law	law.psu.edu	Carlisle	214	117
Penn State University-Harrisburg	hbg.psu.edu	Harrisburg	4,224	984
Penn State University-College of Medicine	pennstatehershey.org	Hershey	800	222
Penn State University-York	www.yk.psu.edu	York	1,509	136
Pennsylvania College of Art & Design	www.pcad.edu	Lancaster	282	44
Shippensburg University	www.ship.edu	Shippensburg	8,326	1,660
Widener University-Harrisburg	www.widener.edu	Harrisburg	528	128
York College of Pennsylvania	www.ycp.edu	York	5,606	1,103
2 Year Colleges				
HACC—Gettysburg, Harrisburg, Lancaster, and York Campuses		Various		
Lancaster General College		Lancaster		

Source: Pennsylvania Department of Education - College/University Profiles June 2010/2011
Pennsylvania Department of Education - College/University Profiles June 2011

York County Higher Education

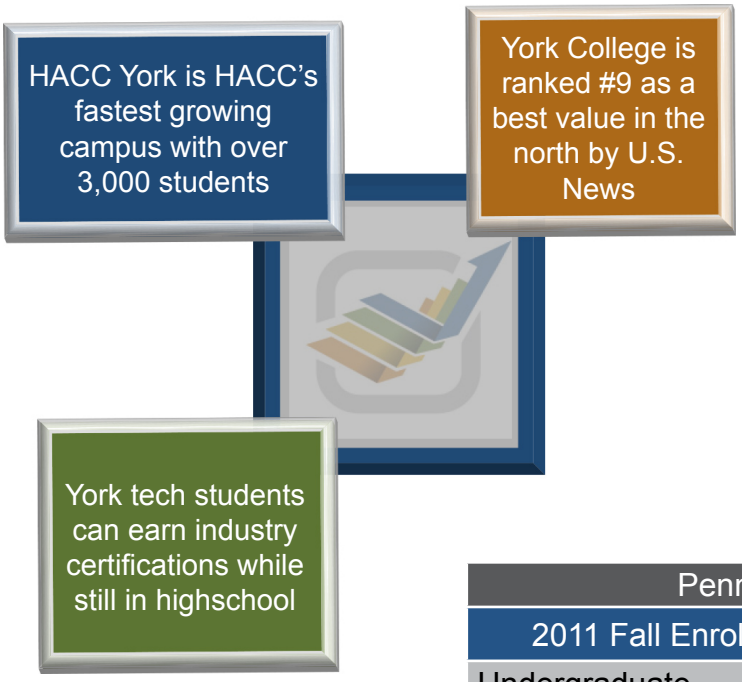

Penn State University - York Campus			
2011 Fall Enrollment	Full-Time	Part-Time	Total
Undergraduate	948	445	1,393

Source: Pennsylvania Department of Education (Most recent data available)

York College of Pennsylvania			
2011 Fall Enrollment	Full-Time	Part-Time	Total
Undergraduate	4,669	677	5,346
Graduate	46	214	260

Source: Pennsylvania Department of Education (Most recent data available)

Technical & Business Schools in York County	
The Art Institute of York Pennsylvania www.artinstitute.edu/york	Consolidated School of Business - York Campus www.csb.edu
York County School of Technology www.ycstech.org	York Technical Institute - York Campus www.yti.edu
York Technical Institute - Motorcycle Technology www.yti.edu	